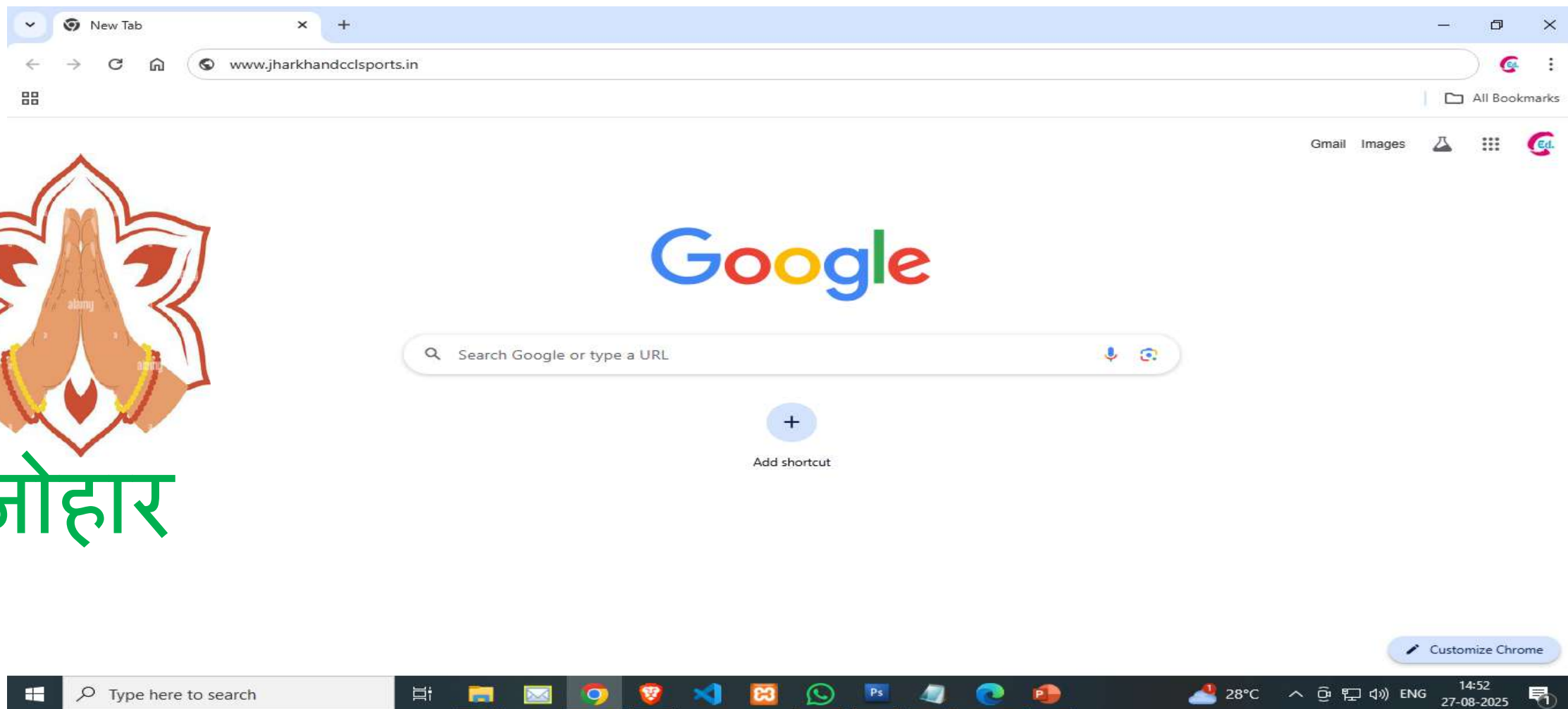


STEP-01 सर्वप्रथम आपको JSSPS की वेबसाइट www.jharkhandccsports.in पर जाना है ।



जोहार



STEP-02 वेबसाइट पर पे एंड प्ले ऑनलाइन बुकिंग प्रणाली का लिंक उपलब्ध है और उसे क्लिक करें ।

The screenshot shows the website of the Jharkhand State Sports Promotion Society (JSSPS). The header includes the JSSPS logo, the text "JHARKHAND STATE SPORTS PROMOTION SOCIETY (A CCL and State Govt. of Jharkhand Joint Initiative)", and the mission statement "OUR MISSION - OLYMPIC GOLD MEDALS". The navigation bar contains links for STADIUMS, INITIATIVES, RESULTS, NEWS, PHOTOS, VIDEOS, IN PRESS, PROUD MOMENTS, INFO DESK, JSSPS, and CONTACT. A "Flash News" banner at the top of the main content area reads "Sports Notice and Registration Form (Proven Talent Under – 16) NEW". Below this, there is a large image of four athletes on a podium at the "IWF WORLD YOUTH CHAMPIONSHIPS". To the right of the podium image is a green circular button with the text "Pay and Play" and a yellow rectangular button below it that says "ONLINE BOOKING SYSTEM, CLICK HERE". A large red arrow points from the right side of the image towards the "Pay and Play" button. The browser's address bar shows the URL "jharkhandcclsports.in". The Windows taskbar at the bottom displays the search bar, various application icons, and the system clock showing 12:36 on 28-08-2025.

STEP-03

आपको **REGISTER** करने के लिए एक बटन मिलेगा जिसके द्वारा बुकिंग की सेवा लेने के लिए अपना एक अकाउंट (**Account**) बनाना होगा ।

JSSPS Pay & Play Platform

pnpsjharkhandcclsports.in/login

JSSPS
झारखण्ड स्टेट स्पोर्ट्स प्रमोशन सोसाइटी
JHARKHAND STATE SPORTS PROMOTION SOCIETY

PAY AND PLAY ONLINE BOOKING SYSTEM

Player Login Register

Player Portal
Access your sports dashboard, track your performance, and join tournaments

Welcome Player! 🏆
Sign in to access your sports dashboard

Email ID *

Password *

☐ I'm not a robot

reCAPTCHA
Privacy * Terms

Login

Forgot Password? [Click here](#)

Register Now [Click here](#)

Sports Excellence

Unlock your potential and achieve sporting greatness

Jharkhand State Sports Promotion Society (JSSPS)
1st Floor, Shaikh Bhikhar Administrative Building,
Mega Sports Complex, Khelgaon, Hotwar, Ranchi, 835217,
Jharkhand, India. | © 2025 - All Rights Reserved.

Technology Partner: **C4 COMPUTER Ed.**

STEP-04 आधार कार्ड नंबर अनिवार्य है, आपके E-mail के द्वारा ही आपका Account बनेगा ।

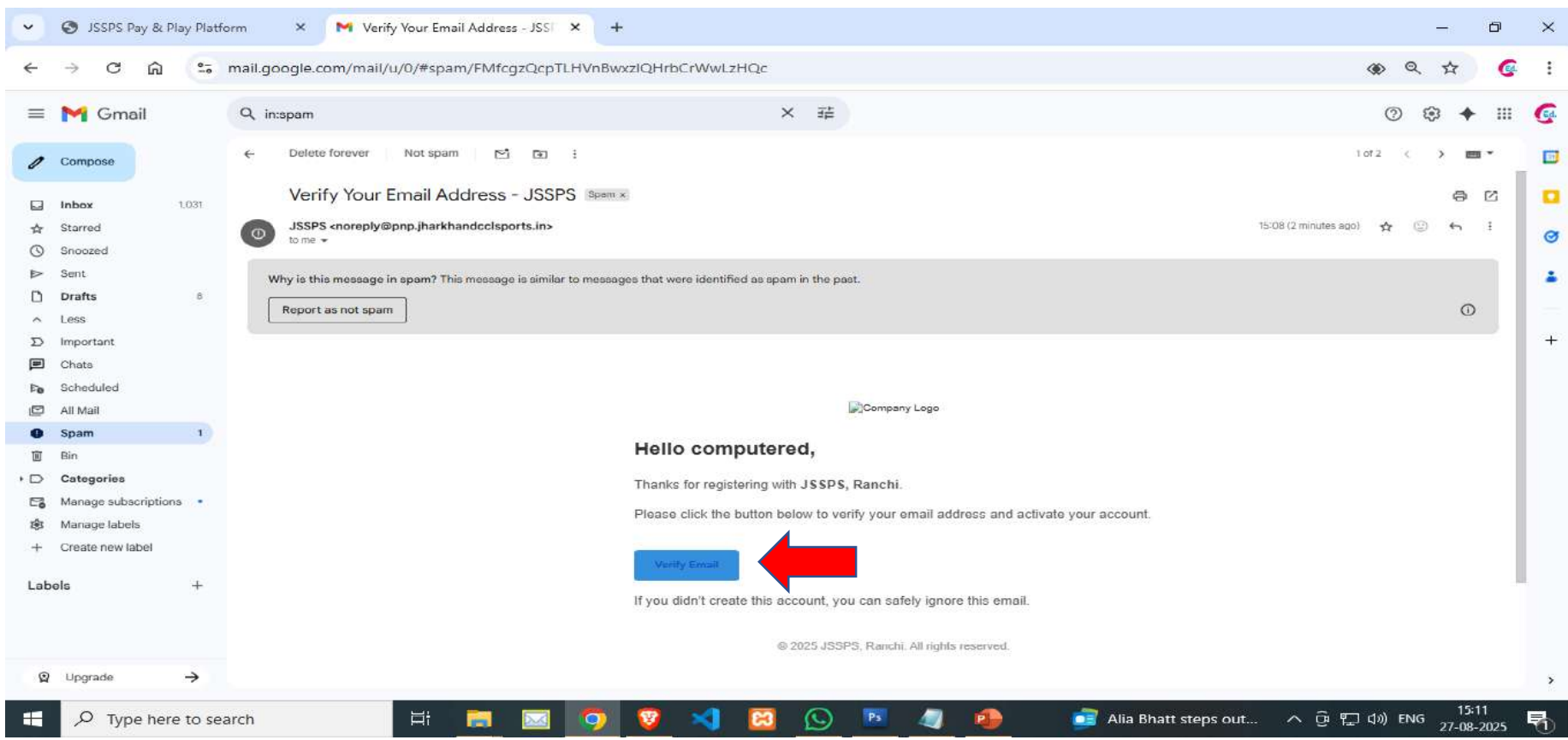
The screenshot displays the registration interface of the JSSPS Pay & Play Platform. The browser address bar shows the URL `pnp.jharkhandcclsports.in/register`. The page header features the JSSPS logo and the title 'PAY AND PLAY ONLINE BOOKING SYSTEM'. Navigation links for 'Player Login' and 'Register' are present. The main content area is titled 'Create an Account' with the tagline 'Ignite your sports journey with us'. The registration form includes the following fields:

- Enter your name *
- Email *
- Your Aadhaar Number * (highlighted with a red arrow)
- Date of Birth * (format: dd-mm-yyyy)
- Gender: ☒ Male, ☐ Female, ☐ Transgender
- Password *
- Confirm Password *
- ☐ I'm not a robot (reCAPTCHA)
- ☐ By continuing, you agree to the Terms of Use

A green 'Create Account' button is located at the bottom of the form. Below the button, it says 'Already Have an account? Sign In!'. On the left side of the page, there is a section titled 'Join Jharkhand State Sports Promotion Society' with the text 'Create your account and start your sports journey with us'.

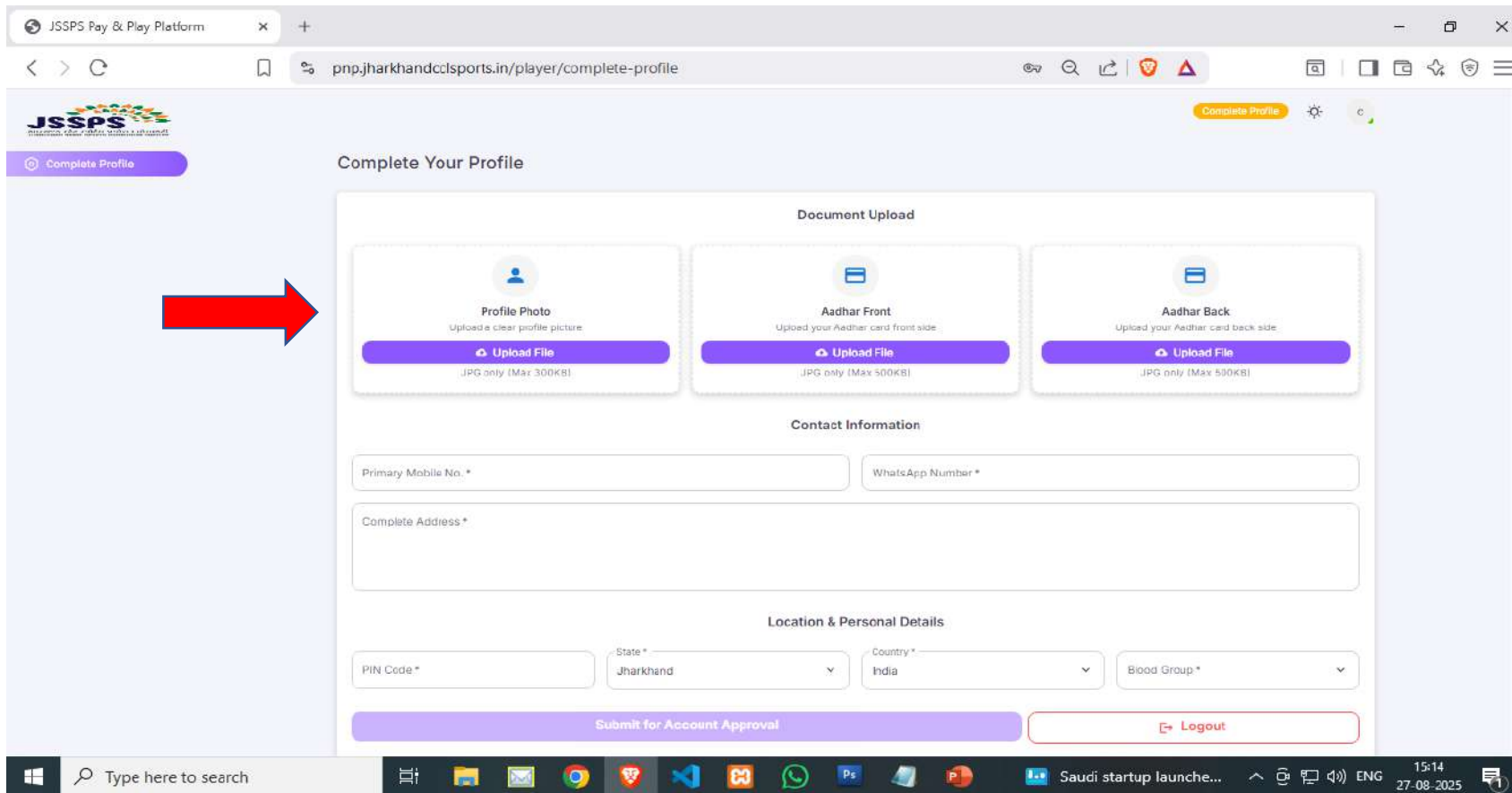
STEP-05

आपका **E-mail ID** वेरीफाई करने के लिए आपके **E-mail** पर एक लिंक जायेगा जिसे आप क्लिक करके अपने **Account** को वेरीफाई करना है ।



STEP-06

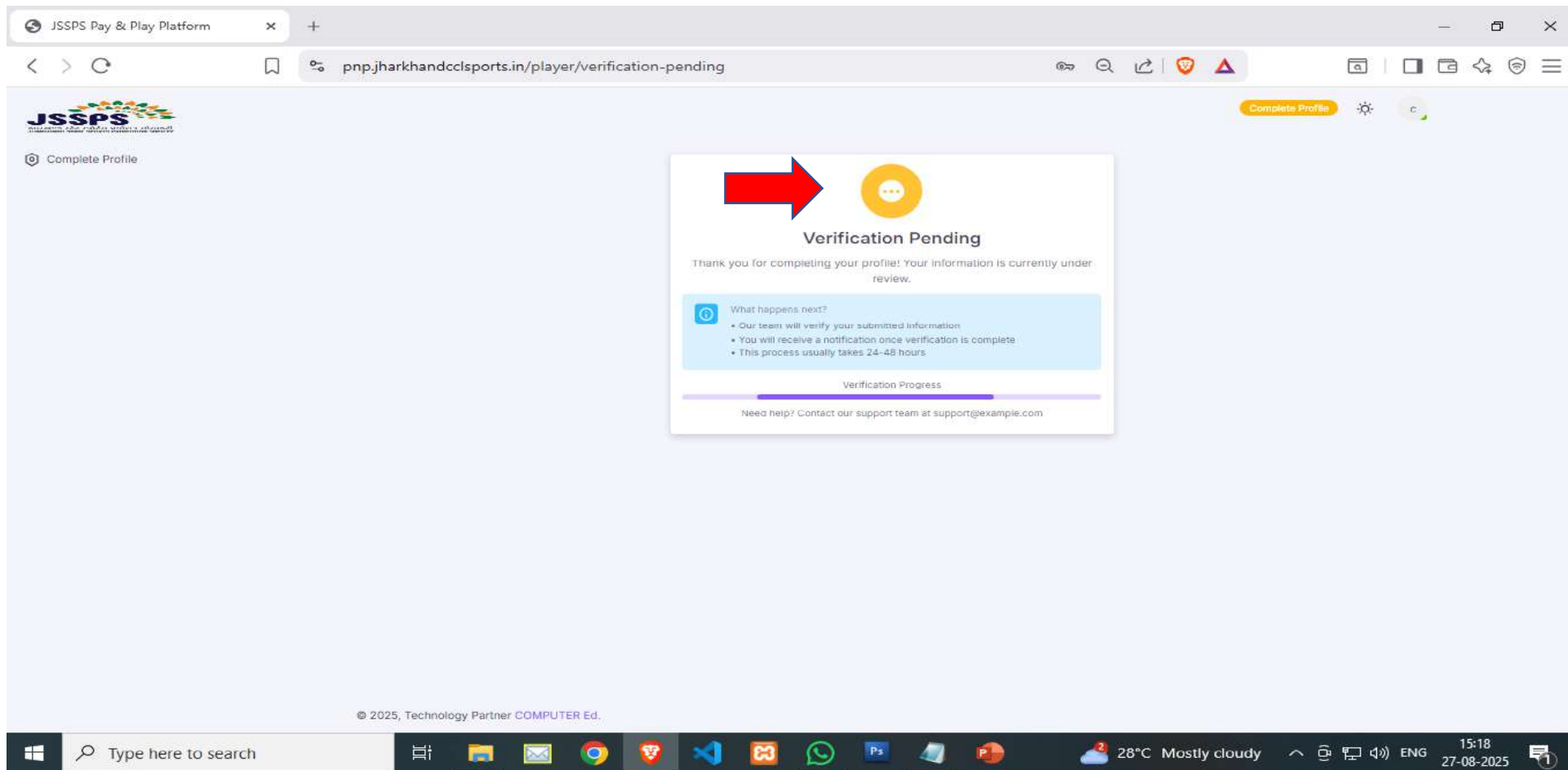
Account वेरीफाई होने के बाद आपको अपनी कुछ जानकारी उपलब्ध करानी है और अपनी एक रंगीन फोटोग्राफ एवं अपना आधार कार्ड भी अपलोड करना है ।



The screenshot shows the 'Complete Your Profile' page on the JSSPS Pay & Play Platform. The page is titled 'Complete Your Profile' and features a 'Document Upload' section with three upload boxes: 'Profile Photo' (JPG only, Max 300KB), 'Aadhar Front' (JPG only, Max 500KB), and 'Aadhar Back' (JPG only, Max 500KB). Below this is the 'Contact Information' section with fields for 'Primary Mobile No. *', 'WhatsApp Number *', and 'Complete Address *'. The 'Location & Personal Details' section includes fields for 'PIN Code *', 'State *' (Jharkhand), 'Country *' (India), and 'Blood Group *'. At the bottom, there is a 'Submit for Account Approval' button and a 'Logout' button. A red arrow points to the 'Profile Photo' upload box.

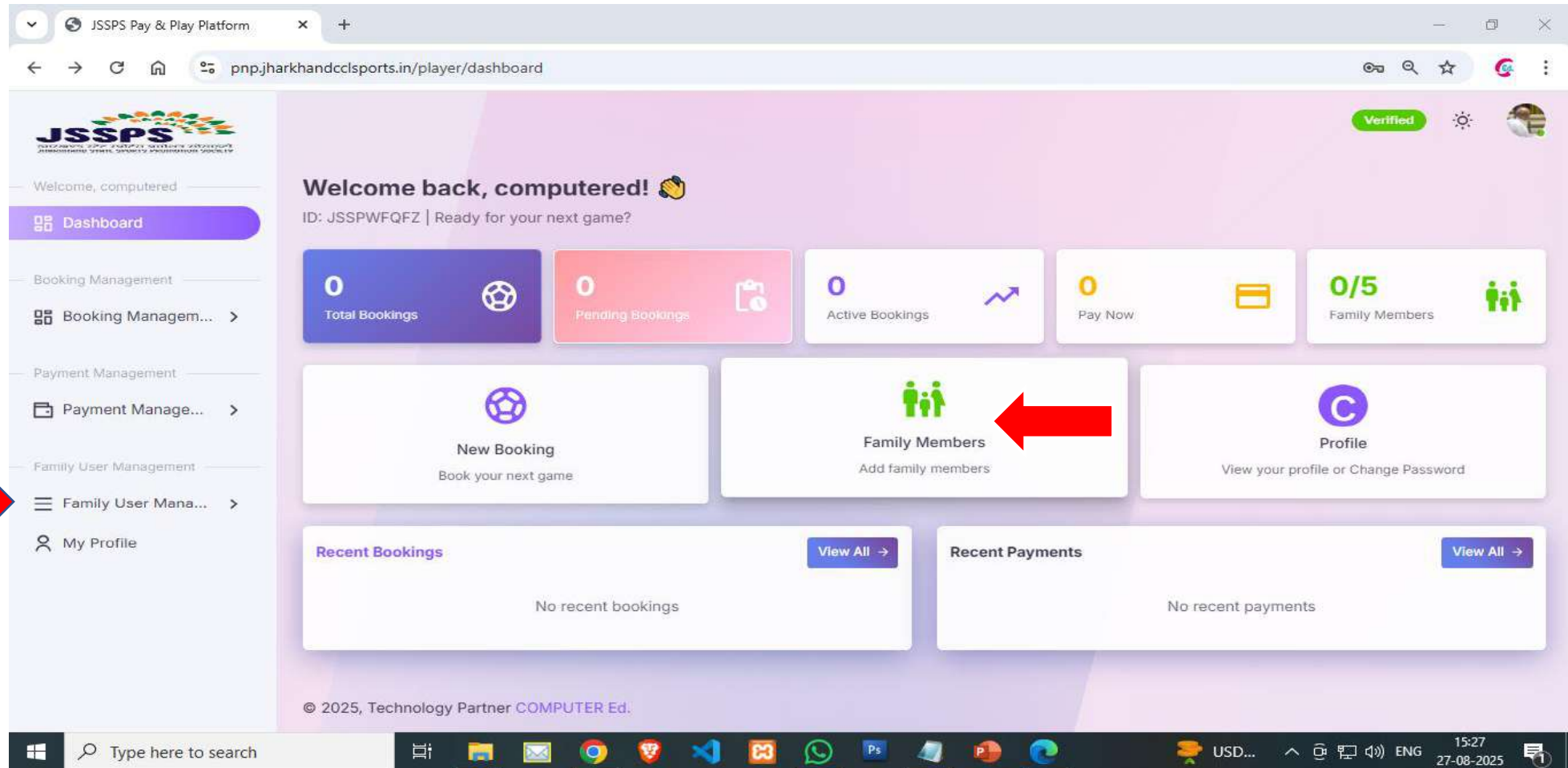
STEP-07

आपकी दी गयी जानकारीयों एवं दस्तावेजों की पुष्टि JSSPS द्वारा करने के पश्चात आपका अकाउंट एक्टिव हो जायेगा ।



STEP-08

अपने **Family Members** को जोड़ने के लिए भी आपके डैशबोर्ड में लिंक उपलब्ध है ।



The screenshot displays the JSSPS Pay & Play Platform dashboard. The left sidebar contains navigation links: Dashboard, Booking Management, Payment Management, Family User Management, and My Profile. The main content area shows a welcome message, user ID, and various booking and payment statistics. A red arrow points to the 'Family Members' link in the left sidebar, and another red arrow points to the 'Family Members' card in the main content area.

Dashboard Statistics:

- Total Bookings: 0
- Pending Bookings: 0
- Active Bookings: 0
- Pay Now: 0
- Family Members: 0/5

Recent Bookings: No recent bookings

Recent Payments: No recent payments

© 2025, Technology Partner COMPUTER Ed.

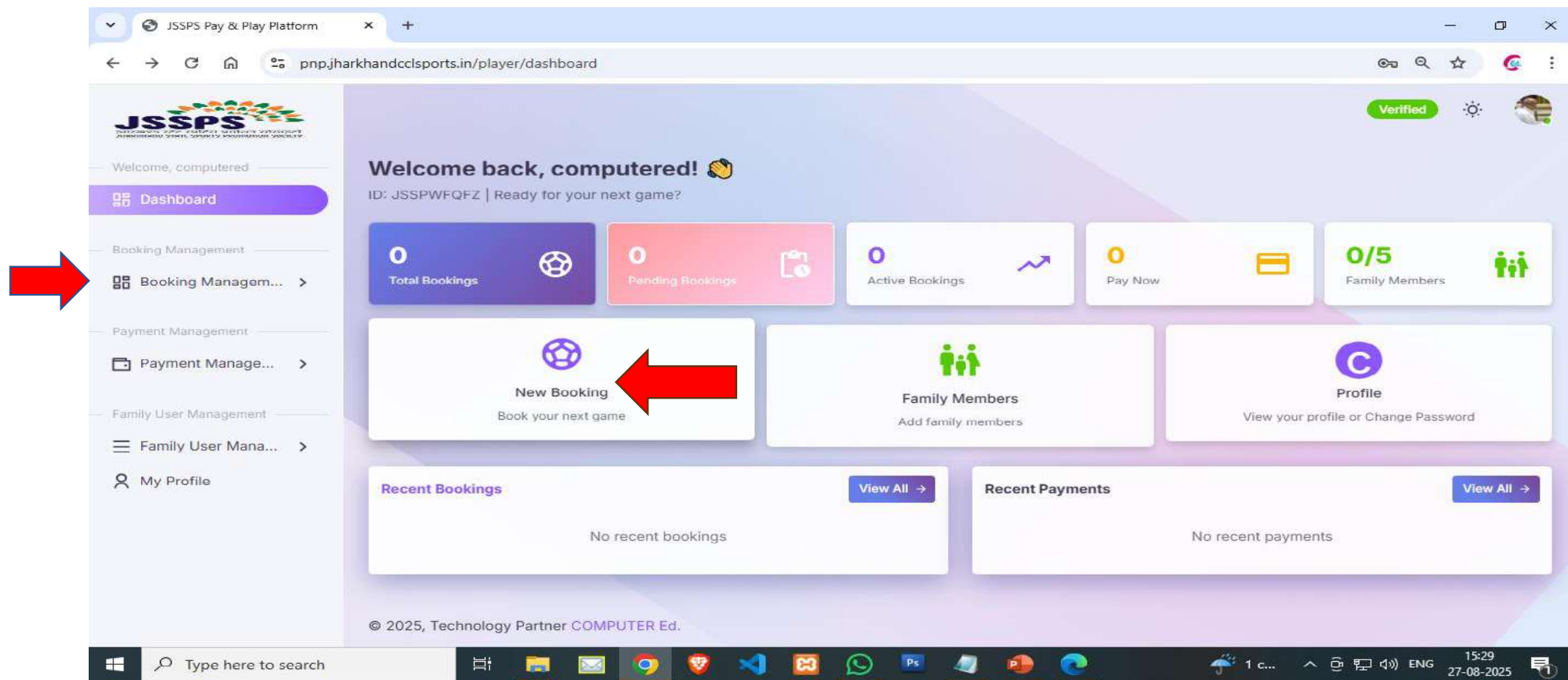
STEP-09

आप अपने परिवार के 5 सदस्यों को अपने अकाउंट में जोड़ सकते हैं एवं उनको **Register** करके उनकी भी बुकिंग अपने ही **Account** से कर सकते हैं ।

The screenshot displays the 'Add Secondary User' form on the JSSPS Pay & Play Platform. The browser address bar shows 'pnp.jharkhandccsports.in/player/family-members/add'. The left sidebar menu includes 'Dashboard', 'Booking Management', 'Payment Management', 'Family User Management', 'Add Family Member' (highlighted with a red arrow), 'View Family Member', and 'My Profile'. The main form area is titled 'Add Secondary User' with a sub-header 'Secure & Confidential' and a note 'Maximum 5 users allowed'. The form includes a photo upload section, a 'Full Name' field, a 'Gender' dropdown (with options Male, Female, Other), a 'Relation' dropdown, a 'Date of Birth' field, a 'Blood Group' dropdown, and a 'Mobile Number' field. Below these is an 'ID Verification' section with a 'Type of ID Proof' dropdown. At the bottom of the form are 'Create User' and 'Reset Form' buttons, with a red arrow pointing to the 'Reset Form' button. The Windows taskbar at the bottom shows the date as 27-08-2025 and the time as 15:26.

STEP-10

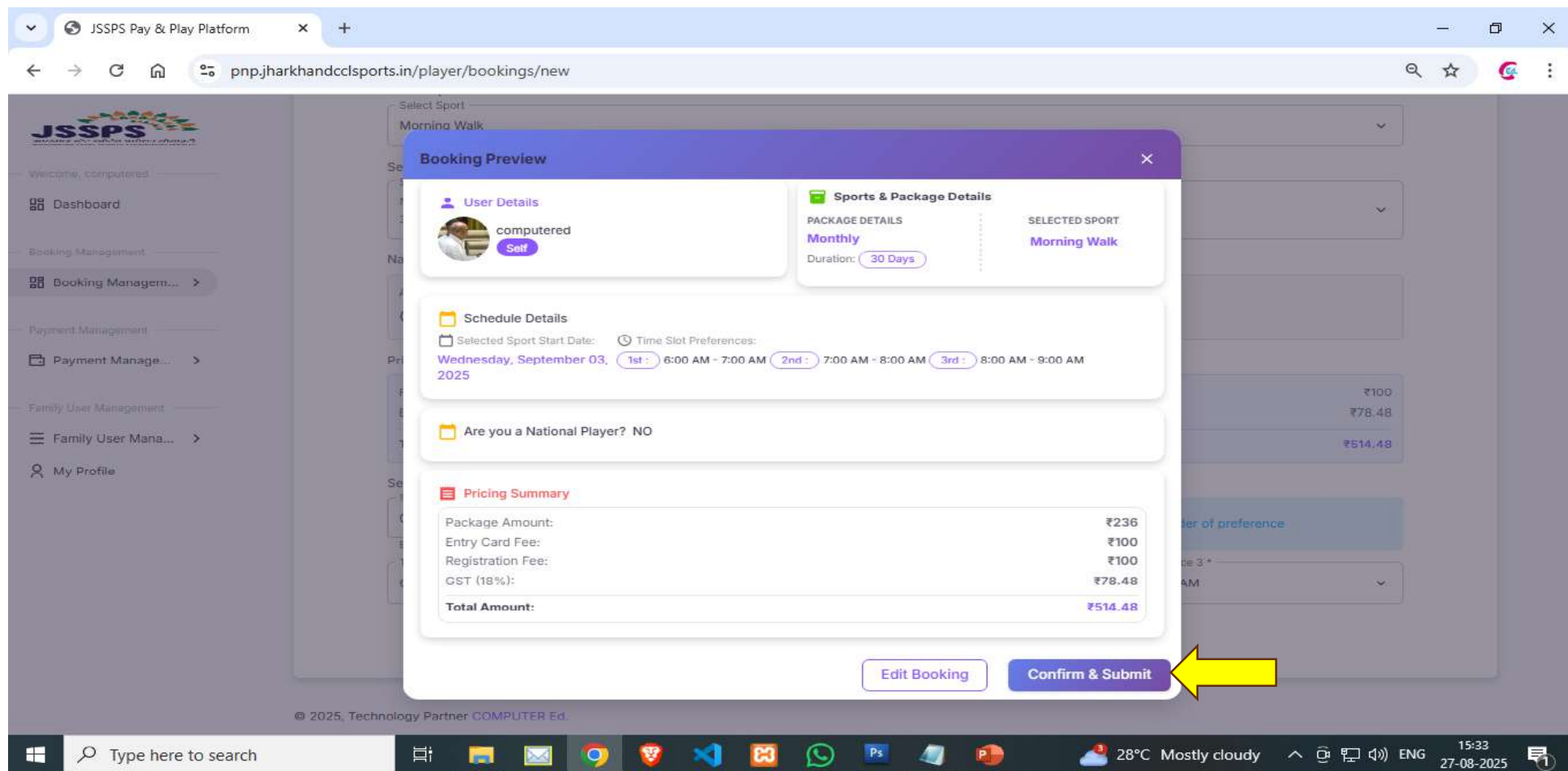
अकाउंट एक्टिव के उपरांत आप अपने मनपसंद स्पोर्ट्स की बुकिंग अपने डैशबोर्ड के माध्यम से कर सकते हैं ।



The screenshot shows the JSSPS Pay & Play Platform dashboard. The browser address bar displays `pnppjharkhandccsports.in/player/dashboard`. The dashboard includes a sidebar with navigation options: Dashboard, Booking Management, Payment Management, Family User Management, and My Profile. A red arrow points to the 'Booking Management' option. The main content area features a welcome message, a grid of statistics (Total Bookings, Pending Bookings, Active Bookings, Pay Now, Family Members), and a 'New Booking' button with a red arrow pointing to it. Below the grid are sections for 'Recent Bookings' and 'Recent Payments', both showing 'No recent bookings/payments'. The footer includes the copyright notice '© 2025, Technology Partner COMPUTER Ed.' and the Windows taskbar at the bottom.

STEP-11

स्पोर्ट्स बुकिंग का आवेदन JSSPS द्वारा जाँचा जाएगा कि आपके द्वारा माँगी गयी तिथि एवं समय उपलब्ध है की नहीं ।



The screenshot shows the JSSPS Pay & Play Platform interface. A "Booking Preview" modal is displayed, showing the following details:

- User Details:** User: computered, Role: Self.
- Sports & Package Details:** PACKAGE DETAILS: Monthly, Duration: 30 Days, SELECTED SPORT: Morning Walk.
- Schedule Details:** Selected Sport Start Date: Wednesday, September 03, 2025. Time Slot Preferences: 1st: 6:00 AM - 7:00 AM, 2nd: 7:00 AM - 8:00 AM, 3rd: 8:00 AM - 9:00 AM.
- Are you a National Player?** NO.
- Pricing Summary:**

| Item | Amount |
|----------------------|----------------|
| Package Amount: | ₹236 |
| Entry Card Fee: | ₹100 |
| Registration Fee: | ₹100 |
| GST (18%): | ₹78.48 |
| Total Amount: | ₹514.48 |

At the bottom of the modal, there are two buttons: "Edit Booking" and "Confirm & Submit". A yellow arrow points to the "Confirm & Submit" button.

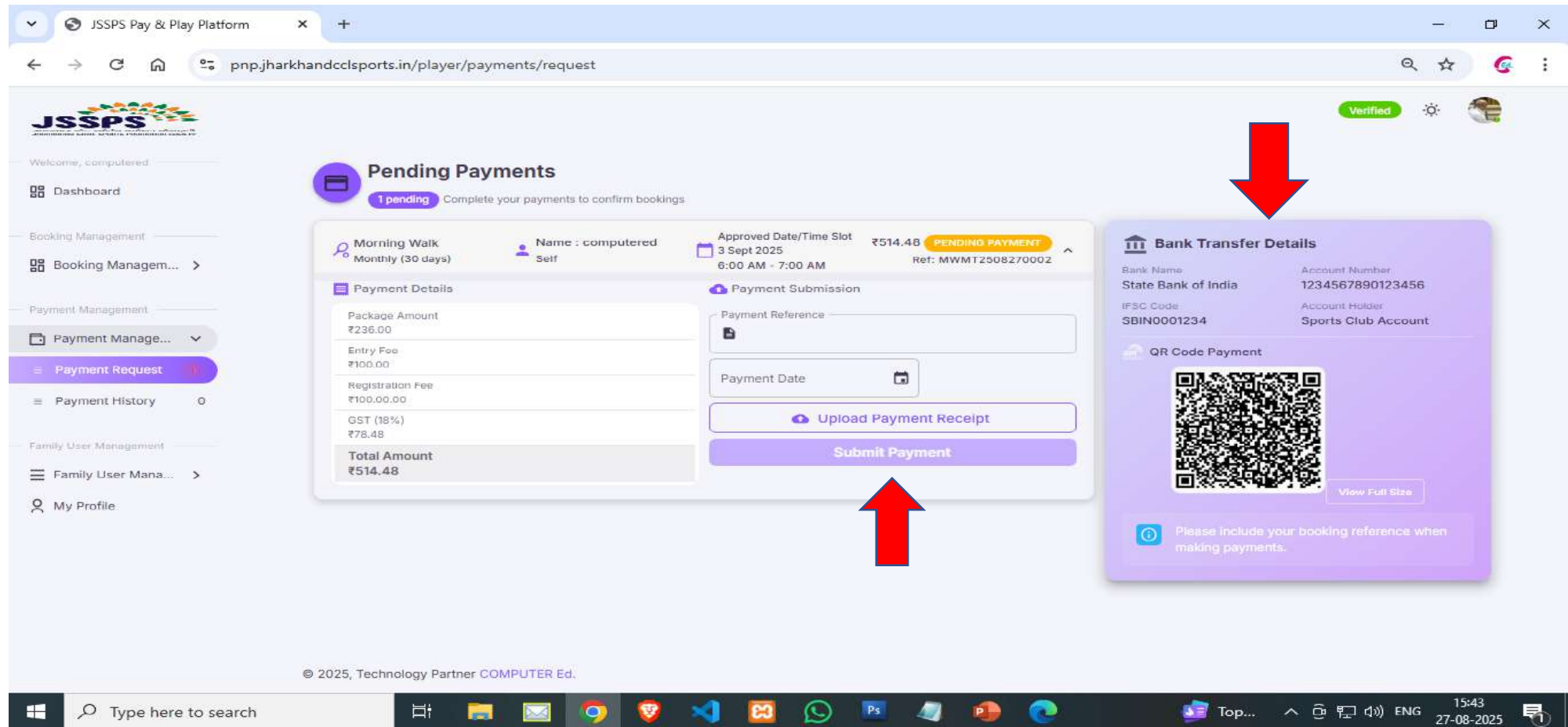
STEP-12

अगर तिथि एवं समय उपलब्ध होगी तदुपरांत आपके पास भुगतान करने का लिंक आपके डैशबोर्ड में एक्टिव हो जायेगा एवं E-mail द्वारा भी सूचना प्राप्त हो जाएगी ।

The screenshot displays the JSSPS Pay & Play Platform dashboard. The left sidebar contains navigation links: Dashboard, Booking Management, Payment Management, Family User Management, and My Profile. The main content area shows a welcome message and several statistics: 1 Total Booking, 1 Pending Booking, 0 Active Bookings, 1 Pay Now, and 0/5 Family Members. Below these are buttons for New Booking, Family Members, and Profile. A 'Recent Bookings' section shows a pending booking for 'computered, Booking ID : MWMT2508270002' with a 'PENDING PAYMENT' status. A red arrow points to this booking entry. The bottom of the dashboard shows the copyright notice '© 2025, Technology Partner COMPUTER Ed.' and the Windows taskbar at the bottom.

STEP-13

भुगतान की राशि को दिये गये **QR Code** के द्वारा भुगतान करना है एवं **Payment Ref. No.** डालना है और **Payment Receipt** भी अपलोड करना है ।



JSSPS Pay & Play Platform

pnnp.jharkhandccsports.in/player/payments/request

Pending Payments
1 pending Complete your payments to confirm bookings

Morning Walk Monthly (30 days) Name : computered Self Approved Date/Time Slot 3 Sept 2025 6:00 AM - 7:00 AM ₹514.48 **PENDING PAYMENT** Ref: MWMT2508270002

Payment Details

| | |
|---------------------|----------------|
| Package Amount | ₹236.00 |
| Entry Fee | ₹100.00 |
| Registration Fee | ₹100.00.00 |
| GST (18%) | ₹78.48 |
| Total Amount | ₹514.48 |

Payment Submission

Payment Reference

Payment Date


[Upload Payment Receipt](#)

[Submit Payment](#)

Bank Transfer Details

| | | | |
|-----------|---------------------|----------------|---------------------|
| Bank Name | State Bank of India | Account Number | 1234567890123456 |
| IFSC Code | SBIN0001234 | Account Holder | Sports Club Account |

QR Code Payment

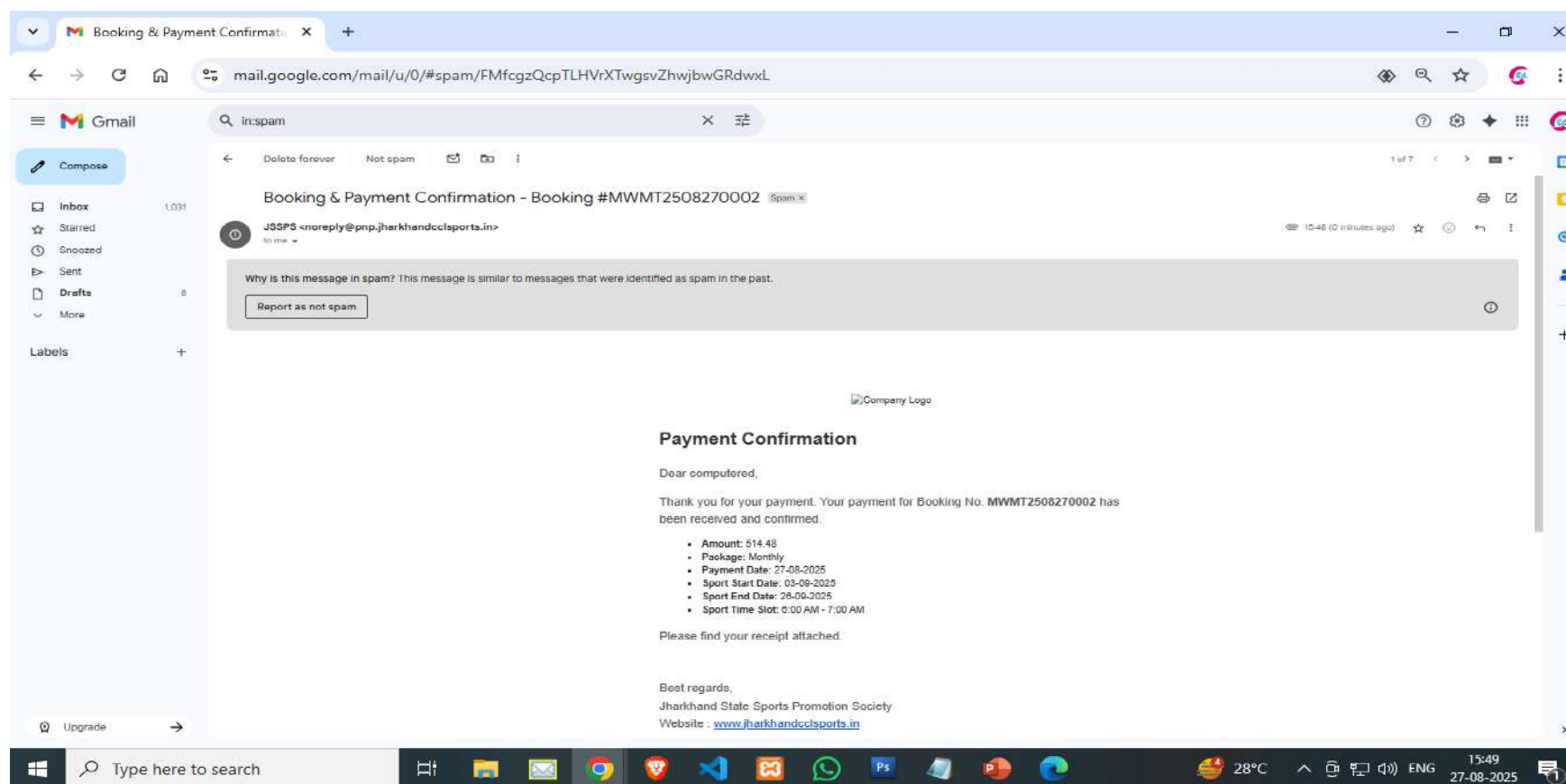


[View Full Size](#)

Please include your booking reference when making payments.

STEP-14

JSSPS द्वारा आपके किये गये भुगतान की जांच के उपरांत आपके स्पोर्ट्स की बुकिंग को कन्फर्म कर दिया जायेगा जिसकी सूचना आपको आपके **E-mail** पर भी प्राप्त होगी ।





जब आपका **Entry Card** बन जायेगा तो आपको आपके रजिस्टर्ड **E-mail** पर **JSSPS** कार्यालय से **collect** करने की सूचना मिल जाएगी ।

Registered E-mail
Address



STEP-16

आप **JSSPS** कार्यालय में आकर किसी भी कार्य दिवस पर प्रातः 10 से संध्या 5 बजे के बीच आप अपना **Entry Card** प्राप्त कर सकते हैं



STEP-17

किसी भी बुकिंग से सम्बंधित समस्या एवं तकनीकी सहायता के लिए वेबसाइट पर नीचे दिए गए मोबाइल नंबर में संपर्क किया जा सकता है



बुकिंग सहायता- 9905322678

तकनीकी सहायता – 7545900666

नोट : किसी भी बुकिंग को रिजेक्ट/कैंसिल करने का अधिकार **JSSPS** के पास सुरक्षित है ।



जोहार